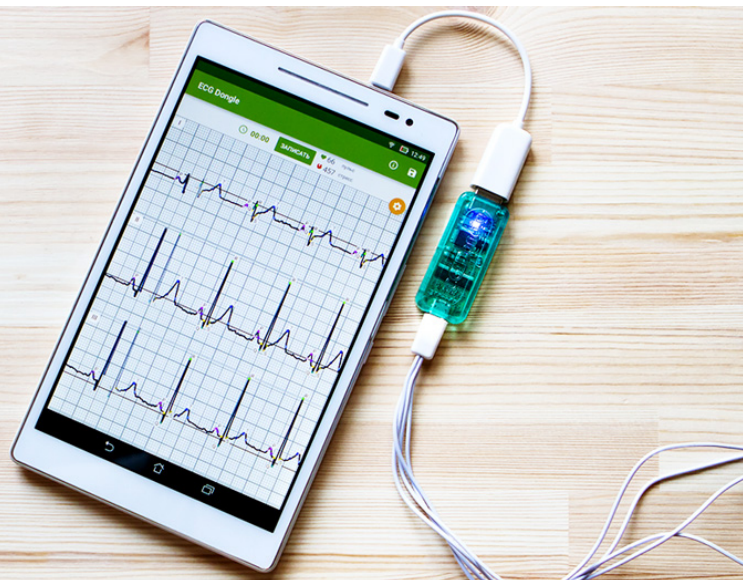




HEALTHLINE
innovate life quality



Cardio flash drive ECG Dongle

ECG Dongle allows you to simply and accurately obtain the state of your heart. With the mobile application and the «CardioCloud» service, you can easily send obtained measurements to a cardiologist and quickly get his opinion on the state of cardiovascular system of adults and children over 12 years.

Equipment

- The ECG Dongle device to record data on the work of the heart.
- OTG-cable to connect to smartphones and tablets, equipped with micro-USB. *
- Cable to connect electrodes to the device.
- Four reusable electrodes to place on the body and record bio potentials of the heart.

System requirements for the mobile application

- The tablet or smartphone that supports connection of USB-devices (USB OTG standard).
- Android operating system 4.2 or later versions. Saving the results to PDF is available for Android 4.4 and later version.
- Internet connection to download free app and send data to the cloud service on order to get a doctor's opinion.
- 15 MB of RAM and 15 MB of memory to install the app.

Using electrodes

How well the electrodes are attached to the body reflects the accuracy of the data.

For a better attachment of the electrodes we recommend preliminary clean the skin with an alcohol swab.

If the adhesive surface of the electrode is dirty and it is impossible to fix it on the body, wash out the electrodes with soap and dry to recover its property.

To prevent drying of the surface of reusable electrodes, keep the protective envelopes and attach them to the electrodes every time after using. Keep electrodes in a sealed bag.

The electrodes are consumable, if they lose working properties you need to buy another set of reusable or disposable electrodes for further use.

** Adapters to connect to tablets and smartphones equipped with other than USB and micro-USB connectors, are not included. Check the information of how to connect USB-devices to them.*

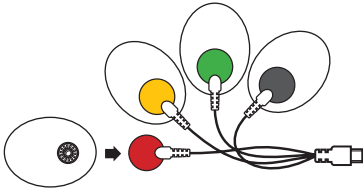
Phone tech support: 8 800 350-98-92

Website: www.cardio-cloud.ru/en/

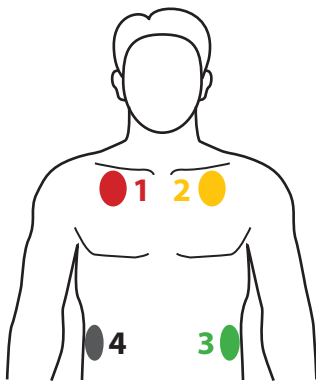
Take an examination

- 1 First download and install the application «ECG Dongle» on your mobile device from the official Google Play service.

- 2 Attach the electrodes to the wires.



- 3 Place the electrodes on the body according to the color-coded scheme.



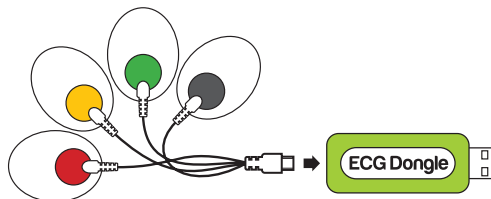
Placing the electrodes

- | | |
|-----------|------------|
| 1 - Red | 2 - Yellow |
| 4 - Black | 3 - Green |

To memorise electrode arrangement use the «rule of traffic lights»: on the upper right side of the chest place the red electrode, then lace yellow and green on clockwise, and on the right upper quadrant - black.

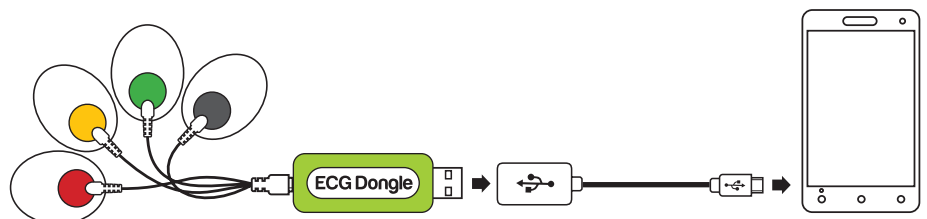
- 4 Connect the wires with the electrodes to the ECG Dongle device.

ATTENTION! Do not connect the wires with the electrodes directly to the micro-USB connector of your mobile device!



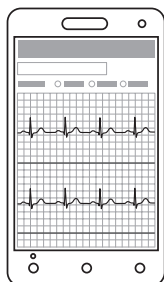
- 5 Connect the device to the micro-USB connector on your mobile device using the OTG-cable, or directly to a USB connector, if there is.

ATTENTION! It is not allowed to connect the device to a personal computer and other equipment connected to a power line of alternating current, even via a charger!



Take an examination

- 6 If the mobile application «ECG Dongle» is not started automatically, run it.
- 7 Take a comfortable position, relax and wait for stabilisation of the isoline on the screen (signals vary relatively to their respective horizontal lines, do not «jump» and do not «float» on the screen).



Check the body contact with working electrical appliances. It is better to take measurements at a maximum distance from the working strong electromagnetic field sources: vacuum cleaner, refrigerator, TV, CRT monitor, microwave ovens and other household appliances.

- 8 Click on «Start recording».
- 9 After 30 seconds or more (up to 10 minutes) you can complete the record. Follow the mobile application instructions and send the data to a physician to the cloud service.

A service analysis is paid. The cost of service and payment methods are specified in the application. The result is a detailed opinion of a specialist on the state of the cardiovascular system, which is sent to the email address provided in the form.

- 10 The result of the research can be saved in a PDF format (available for Android 4.4 or later versions) to show to your physician and keep in a private archive.



Functionality

- Heart rate and stress levels measurement.
- Display the heart work in real time.
- A free mobile application for Android.
- Send the data to the service «CardioCloud» to get a cardiologist's opinion.

Precaution


- Do not use ECG Dongle at temperatures above +55°C or below +5°C.
- Do not expose the device to excessive mechanical load: falling, squeezing, shaking. Do not exert significant force while connecting plugs - this can damage them.
- Avoid exposure of any liquids on the ECG Dongle device. You can wash reusable electrodes with soap after you disconnect the wires.
- Do not keep the device in direct sunlight, near air conditioner, electric heater or other heat sources, in zone of strong magnetic fields or excessive vibration.

Specification

- Size (LxWxH): 65 mm x 22 mm x 9 mm.
- Weight: 9 g.
- Hard Drive: none.
- Power supply: from the mobile device via the USB-connector.
- Warranty: 1 year.

Produced by CJSC Nordavind, Russia.

Scan or click the code to download the mobile application «ECG Dongle»



Phone tech support: 8 800 350-98-92

Website: www.cardio-cloud.ru/en/

The product is not to be certified (reference of certifying authority «TestSertifikatsiya» to its unnecessary certification No723-09 / 15 dated 28.09.2015). It is not a product of medical equipment.